

Guide to registering on the Homechoice website

Please follow the steps below:

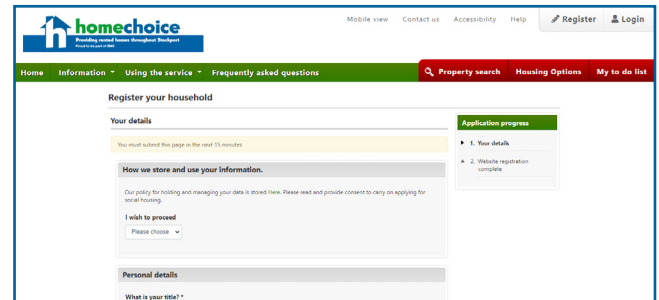
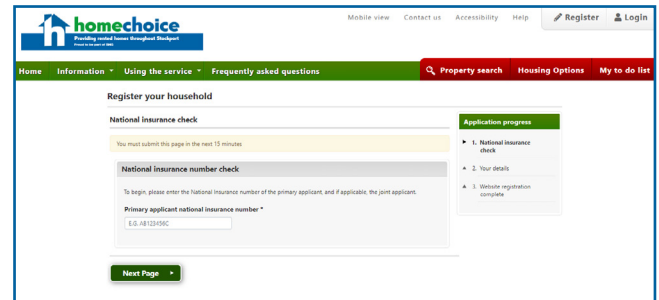
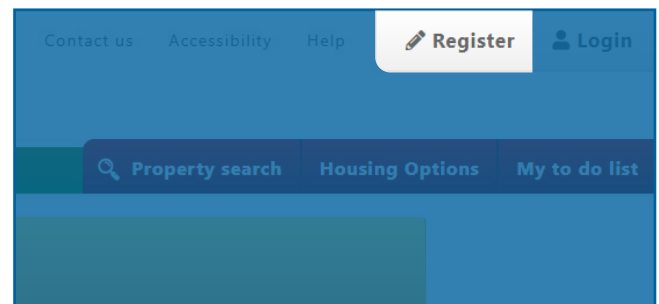
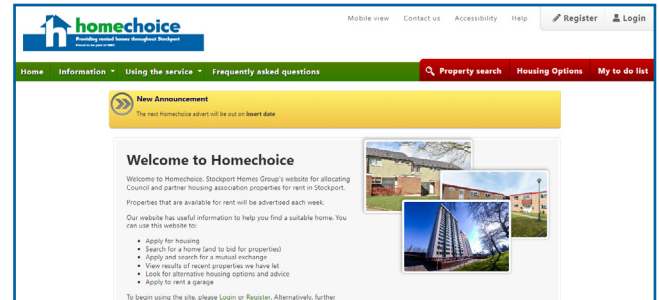
1 Go to www.homechoicestockport.org

2 Click on the register button in the top right corner.

3 Enter your National Insurance Number with no spaces and click 'next page'

4 Now enter your:

- personal details
- contact details
- current address (including landlord details if applicable)
- correspondence address (where you want post to be sent)
- login details (a memorable date and a password).
- Once completed, click 'next page'.



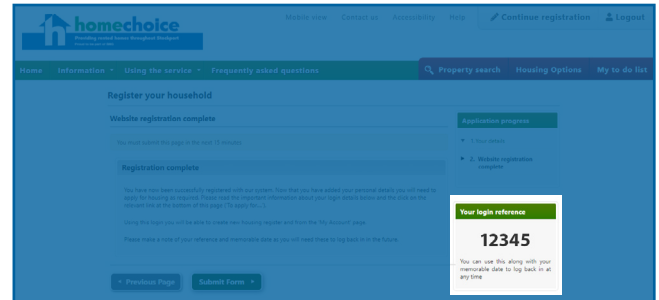
Note: Your password should contain 2 lower case, 2 upper case and 2 numbers, but symbols are not allowed. Passwords must be a maximum of 10 characters.

Guide to registering on the Homechoice website

Please follow the steps below:

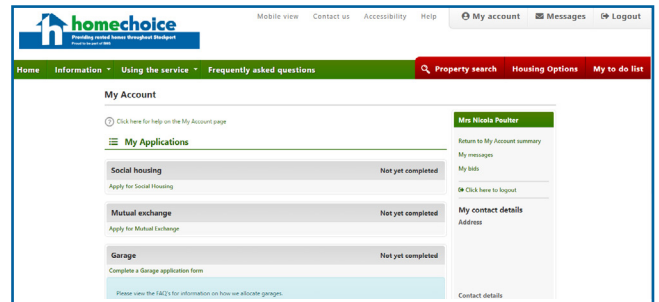
5 Your registration is now complete.

Please make note of your unique login reference number as you will need this to login to your account along with your memorable date and password.



6 Once you have made a note of your login reference number, please click 'submit form'. You will now have access to your account to be able to:

- Complete your Homechoice application
- Apply for a mutual exchange
- Complete a garage application



7 To login into your account again you will need your:

- Login reference number
- Memorable date
- Password

So please make sure you have made note of these and keep them in a safe place.

